

义务教育教科书

英语

(精通)

(三年级起点)

五年级

下册

(中国)人民教育出版社 课程教材研究所
英语课程教材研究开发中心
(新加坡)泛太平洋教育出版有限公司

编著

人教版®

人民教育出版社

·北京·

Copyright © 2014 by People's Education Press Ltd. and Pan Pacific Educational Press Ltd.
No part of this publication may be reproduced or transmitted in any form or by any means,
without permission in writing from the publisher.

版权所有，未经出版社书面同意，任何人不得以任何形式或方式复制或转换本作品的任何部分。

主 编：郝建平 Chailee Dodds

副主编：李静纯 陈 力

主要编写人员：郝建平 李静纯 Heather Jones

Chailee Dodds 陈 力

责任编辑：丁连普 王战旗

美术编辑：Joyce Lee

封面设计：吕 旻 何安冉

版式设计：新加坡泛太平洋教育出版有限公司

插 图：何安冉（封面）Matthew Cole 严 峥

义务教育教科书 英语（三年级起点）五年级下册

（中 国）人民教育出版社 课程教材研究所

英语课程教材研究开发中心 编著

（新加坡）泛太平洋教育出版有限公司

出 版 人民教育出版社

（北京市海淀区中关村南大街17号院1号楼 邮编：100081）

网 址 <http://www.pep.com.cn>

重 印 ×××出版社

发 行 ×××新华书店

印 刷 ×××印刷厂

版 次 2014年10月第1版

印 次 年 月第 次印刷

开 本 787毫米×1092毫米 1/16

印 张 6

字 数 120千字

印 数 册

书 号 ISBN 978-7-107-29072-5

定 价 6.15元

依据价格文件号：京发改规〔2016〕13号

版权所有·未经许可不得采用任何方式擅自复制或使本产品任何部分·违者必究

如发现内容质量问题，请登录中小学教材意见反馈平台：jcyjfk.pep.com.cn

如发现印、装质量问题，影响阅读，请与×××联系调换。电话：×××-××××××××

致同学



亲爱的同学们：

你们好！新学期的英语学习又开始啦！

Peter, Li Yan, Kate, Gao Wei, Lisa, Yang Ming, Zhou Pei 等好朋友又要和大家一起快乐地学习英语、使用英语了。

本册书的六个单元将围绕学校生活、购物、社会公德、去医院看病、家务劳动和体育运动等新话题，学习新的英语表达法，帮助大家继续提高英语运用能力。这个学期每个单元最后的趣味百科（Fun Facts）内容更丰富了，相信大家阅读的兴趣也会更高。语音歌谣（Let's chant）部分继续引领同学们进行字母组合的说唱。每个单元的趣味小故事（Fun story）中，Mimi 和 Micky 依然在忙碌着，他们又带来了哪些风趣幽默的故事呢？这一切都在等着同学们在快乐的阅读中去探索！此外，每单元学习结束时，别忘了用语言知识要点（Language Focus）评价一下自己是否达到了语言学习的目标噢！

本书的两个快乐时光（Fun Time）部分和五年级上册基本保持了相同的风格。同学们将继续通过听、说、玩、演和真实交流等活动，复习和运用所学的知识，同时进行趣味阅读（Fun Reading）。此外，两个文化桥（Cultural link）分别介绍了不同国家的儿童喜爱的小宠物和几个国家代表性的体育运动。

学会学习很重要。同学们除了要积极参与课堂活动，主动与伙伴合作，还要学会制订学习计划，注意督促自己认真执行，要尝试进行自我评价与合作评价，努力成为学习的主人。

为帮助同学们更好地学习和复习，我们还为大家准备了活动手册、录音带、单词卡片、多媒体光盘等辅助学习材料，大家可以根据自己的需要在老师和家长的指导下选择使用。

祝同学们在新学期的英语学习中兴趣更浓，收获更大！



E

编者

2014年12月

D



Contents



Unit 1	Welcome to our school!	2
Unit 2	Can I help you?	14
Unit 3	We should obey the rules.	26
Fun Time 1		38
Unit 4	What's wrong with you?	44
Unit 5	I'm cleaning my room.	56
Unit 6	We're watching the games.®	68
Fun Time 2		80
Words in each unit		86
Vocabulary		88

WELCOME



TO ENGLISH



Unit 1

Welcome to our school!



Lesson 1



Just talk

- Teacher and students:** Hello! Welcome to our school!
- Visitors:** Thank you!
- Li Yan:** I'm Li Yan.
- Gao Wei:** I'm Gao Wei. Nice to meet you. We'll show you around our school.



- Li Yan:** Look! This is our library.
- Visitor:** Do you often come to the library?
- Li Yan:** Yes. We often borrow books from the library.

- Gao Wei:** This way, please. This is our meeting room.
- Visitor:** Do you often have meetings here?
- Gao Wei:** Yes. We'll have a meeting in it this afternoon.
- Visitor:** Oh, that's great!





Lesson 2



Just practise



Welcome to our school.

We often borrow books from the library.



library



borrow books



meeting room



have a meeting



Just write

welcome meet
our library

Welcome to our school.

Can you write them?





Let's act



Library, library.
This is our library.
We borrow books,
From the library.

Meeting room, meeting room.
This is our meeting room.
We have meetings,
In the meeting room.



Let's chant



In the school by the lake,
We will make a big cake.
We will take the cake to Kate.
Don't be late for our date.



Lesson 3



Just talk

Li Yan: This is our science lab.
We often have science lessons in it.

Visitor: How many science lessons do you have in a week?

Li Yan: We have two.



Gao Wei: This way, please.
Look! This is our language lab.
We often have English lessons in it.

Visitor: How many English lessons do you have in a week?

Gao Wei: We have three.

Visitor: Do you like English?

Gao Wei and Li Yan: Yes. We all like it.

Visitor: And you speak English very well.

Gao Wei and Li Yan: Thank you very much.



Lesson 4



Just practise

How many English lessons do you have in a week?

We have three.

How many science lessons do you have in the science lab?

We have one science lesson in the science lab.



English lesson



language lab



science lesson



science lab



Just write

we have
all like
very much

How many English lessons do you have in a week?
We have three.

Can you write them?





Let's talk

Lessons in a week

Subjects Schools	Chinese	Science	English
No. 1 School	5	2	5
No. 2 School	5	3	3
No. 3 School	6	1	4
No. 4 School	5	2	2

How many science lessons do you have in a week?

We have two.



Let's chant



Our teacher has a happy cat.
He always looks big and fat.
He has caps in his bag.
He likes to wear a black hat.



Lesson 5



Just talk



Li Yan: This way, please.
This is our art club.
We often draw and
paint here.

Visitor: How many art lessons
do you have in a week?

Li Yan: We have two.



Gao Wei: This is our music club.
We often sing and
dance here.

Visitor: How many music
lessons do you have
in a week?

Gao Wei: We have two.



Visitor: Do you like music?

Gao Wei: Yes. I like singing.

Li Yan: I like dancing.

Visitor: Great! Can you sing
and dance for us?

Li Yan and

Gao Wei: Certainly!





Lesson 6



Just practise

How many music lessons do you have in a week?
We have two.

We often draw pictures in our art club.



art club



paint a picture



music club



play the piano



Just write

many
way please
also

How many music lessons do you have in a week?
We have two.

Can you write them?





Let's talk

Timetable					
	Mon	Tue	Wed	Thur	Fri
1	Chinese	Maths	English	Maths	Chinese
2	Maths	Chinese	Chinese	Chinese	English
3	Science	Chinese	Maths	English	Maths
4	English	PE	Music	Art	Art
5	Music	English	PE	Science	PE
6	Class Meeting	Art	Science	PE	Music



Let's chant

ar

The farmer drives a big car,
To his farm, not too far.
The artist works in the park.
He draws stars on his card.



Revision



Fun story

Read and act.



In the meeting hall, the students welcome the visitors to their school.



In the library, the students show the visitors some books.



In the science lab, the students show the visitors their science lesson.



In the language lab, the students let the visitors listen to *Fun story*.



In the art club, the students show their paintings and puppets.




In the music club, the students sing and dance for the visitors.



Let's check

Listen and number.



Language Focus



We often borrow books from the library.

How many science lessons do you have in the science lab?
We have one science lesson in the science lab.

We often draw pictures in our art club.

borrow books
meeting room have a meeting
English lesson language lab
science lesson science lab
art club paint a picture
music club play the piano



Welcome to our school.

How many English lessons do you have in a week?
We have three.

How many music lessons do you have in a week?
We have two.

welcome meet our library
we have all like very much
many way please also



Fun Facts



Reading for knowledge

The World's Biggest Library

The biggest library in the world is in America. It is the Library of Congress in Washington D.C.

The library was started in 1800. Today, it has over 118 million items — books, maps, important old papers, films, DVDs, CD-ROMs and other things.



It's too big.
Help! I'm lost!

the Library of Congress

The library is a wonderful place for reading and studying. Every day many people go there to ask for help for their studies. They can borrow books from the library. They can also read quietly in the library all day.

Also, hundreds of people ask questions and get answers over the phone. Through the Internet, the library can help more and more people around the world.



Thinking tasks

- 1 Where is the biggest library in the world?
- 2 Is there a library in or near your school?
- 3 What can you do in the library?

Look Them Up



- the Library of Congress
- million
- item
- ...

Unit 2

Can I help you?



Lesson 7



Just talk

Dick: Dad, can I have a toy train?

Dad: Sure!

Saleswoman: Good afternoon. Can I help you?

Dick: Yes. I want a toy train.

Saleswoman: Which one do you like?

Dick: I like the blue one.

Saleswoman: OK. Here you are.



Dad: How much is it?

Saleswoman: It's fifty-six yuan.

Dad: We'll take it.

Saleswoman: Here you are.
Thank you.
Goodbye!

Dad and Dick: Bye!



Lesson 8



Just practise



Can I help you?
Yes. I want a toy train.

How much is it?
It's fifty-six yuan.



toy train



toy plane



toy ship



toy boat



Just write

can help
want toy
train plane
ship boat


Can I help you?
Yes. I want a toy train.

Can you write them?





Let's act



Let's chant



She and he,
How happy they will be!
You and me,
How busy we will be!



Lesson 9



Just talk



Yang Ming: Mum, can I have a motorbike?

Mum: OK. Choose one you like.

Saleswoman: What can I do for you?

Yang Ming: I want to buy a motorbike.

Saleswoman: How about this one?



Yang Ming: It looks nice. I like it.

Mum: How much is it?

Saleswoman: It's eighty-five yuan.

Mum: We'll take it.

Saleswoman: Here you are.
Thanks. Bye!

Mum and

Yang Ming: Bye!



Lesson 10



Just practise 

How much is it?
It's eighty-five yuan.

What can I do for you?
I want to buy a motorbike.



motorbike



jeep



coach



Just write

buy bike
car bus
taxi








How much is it?
It's eighty-five yuan.

Can you write them?





Let's talk

Toys	Prices
	bike
	
	
	
	
	
	



Let's chant



Ted wants to buy a bed.
 Ted wants a red bed.
 Ted lets his red pet,
 Sit on this red bed.



Lesson 11



Just talk

Salesman: Can I help you?

Peter: I want a pair of short pants, please.

Salesman: How about this pair?

Peter: Can I try them on?

Salesman: Sure.

Peter: Oh, they are too big for me.



Peter: Would you please show me that pair of short pants?

Salesman: Sure. Here you are.

Peter: They are good. How much are they?

Salesman: They're sixty-five yuan.

Peter: I'll take them.

Salesman: Thank you.



Lesson 12



Just practise

How much are these
short pants?
They're sixty-five yuan.

Would you show me that
pair of short pants?
Sure. Here you are.



trousers



short pants



Just write

try short pants
coat clothes


How much are these
short pants?
They are sixty-five yuan.

Can you write them?





Let's act



Let's chant

er

My little brother,
Is really clever.
He can draw a tiger,
On my computer.



Revision



Fun story

Read and act.



Micky and his father go to the bank, and then they go to the toy shop.



In the toy shop, Micky sees so many toys—ships, planes, buses, cars, trains and so on.



Micky sees some big toys. He's very happy to play with the toys.



Next, Micky and his father go to buy some new clothes.



Then, they go home. Micky's mother is waiting for them.



What will Mum say to Micky? What will she say to his father?



Let's check

Listen and number.

A.



B.



Language Focus

How much is it?
It's fifty-six yuan.

What can I do for you?
I want to buy a motorbike.

Would you show me that pair
of short pants?
Sure. Here you are.

motorbike jeep coach
trousers

Can I help you?
Yes. I want a toy train.

How much is it?
It's eighty-five yuan.

How much are these short pants?
They're sixty-five yuan.

can help want toy
train plane ship boat
buy bike car bus taxi
try short pants coat clothes

SKILLS:  Listen  Speak  Read  Write



Fun Facts



Reading for knowledge

Special Shops in the World

Wu Di's grandma doesn't like green tea or black tea. She only likes Wulong tea. Wu Di wants to buy some good tea for her, so he goes to a nice teashop in Beijing. The salesgirl makes a pot of hot Wulong tea for him. Wu Di drinks the tea. It is very nice, so he buys two boxes for his grandma.



Next Sunday is Jane's birthday. Her best friend, Elaine, wants to buy her a special gift. Jane likes chocolates very much, so she goes to the best chocolate shop in London. The shop is full of chocolates. Elaine is very interested in looking at the chocolate rabbits, cows, elephants, horses and even hens. She buys two chocolate horses and two chocolate cows as a birthday gift for Jane.



Thinking tasks

- 1 What colour is a cup of green tea?
What colour is a cup of black tea?
- 2 Why does Elaine buy chocolate horses and cows? Can you guess?
- 3 Here are some special shops in other countries. Can you match the words with the pictures below?

a pet shop
in Paris

a cheese shop
in Holland

a hat shop
in New York



Look Them Up



- a pot of tea
- a box of chocolates
- special
- ...



Lesson 13

Just talk 

Gao Wei is a good boy. He knows the school rules very well. He comes to school early. He listens carefully and talks actively. He never makes noise in class. He's a group leader. His group is making a list of class rules.


Class Rules

- ☺ Listen carefully and talk actively.
- ☺ Hand in your homework on time.
- ☹ Don't be late for school.
- ☹ Don't make noise in class.





Lesson 14



Just practise

Listen to the teacher carefully.
Don't be late for class/school.



Ask and answer questions actively.



Be quiet.



Don't make noise.



Don't eat in class.



Just write

Can you write them?

ask answer eat
make think late
class



Let's act



Let's chant

Nine little mice are riding bikes.
They are riding side by side.
They are riding to that school.
The school is on the riverside.



Lesson 15



Just talk

Peter is a good student at school. But sometimes he is not a good boy at home. He doesn't like to do housework. He often makes a mess in his room. He watches TV too often. He reads in bed and he goes to bed very late. Peter's mother writes some home rules for him:

Home Rules

You should:

1. help to do housework.
2. keep your room clean.
3. go to bed early.

You shouldn't:

1. get up late.
2. watch TV too often.
3. read in bed.





Lesson 16



Just practise



You should go to bed early.
You shouldn't read in bed.



keep your room clean



do housework



read in bed



go home late



Just write

Can you write them?

go home
do housework
get up
go to bed







Let's talk

We should keep our classroom clean.

We shouldn't go home late.



If you cannot write, just draw pictures and talk.



Let's chant



This is a picture,
Of a big city.
That is a picture,
Of a little lily.

We should:

1. _____
2. _____
3. _____

We shouldn't:

1. _____
2. _____
3. _____



We should:

1. go to bed early.
2. keep the room clean.
3. do housework.

We shouldn't:

1. go home late.
2. watch TV too often.
3. read in bed.



Lesson 17



Just talk





Lesson 18



Just practise



You must wait for the green light.
You mustn't cross the street when the light is red.



help old people



keep off the grass



take good care of
young children



play on the street



pick flowers



litter



Just write

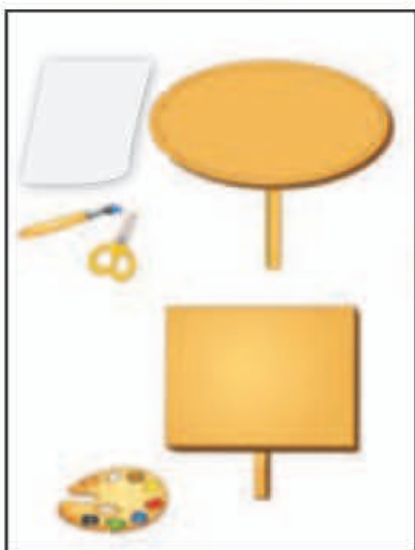
Can you write them?

wait take
young child (children)
people





Let's make and talk



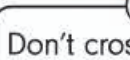
1
Talk about your sign.



2
We must wait.



3
Don't cross the street.



5
Keep off the grass.



4
What must we do?



Let's chant

ir

The first girl wears a new shirt.
The second girl wears a new skirt.
Today is the first girl's birthday.
She is as happy as a little bird.



Revision



Fun story

Read and act.



Mimi, Micky and their classmates are going on a social studies trip.



They come to a hospital. The rabbit puts her sign in front of the hospital. She wants to tell people, "Be quiet!"



They come to a busy street. The dog puts his sign near the street to tell people, "No crossing!" Mimi holds up a sign to tell people, "Look out!"



They come to a beautiful park. The panda holds up his sign to tell people, "Keep off the grass!" Micky points to his sign to tell people, "No littering!"



Micky feels hungry. He eats a banana. Then he throws the banana skin on the ground.



What's wrong with Micky? What are his classmates saying to him?



Let's check

Listen and number.



















Language Focus

Listen to the teacher carefully.
Don't be late for class/school.

You should go to bed early.
You shouldn't read in bed.

You must wait for the green light.
You mustn't cross the street when the light is red.

Ask and answer questions actively.
Be quiet. Don't make noise.
Don't eat in class.

keep your room clean read in bed
go home late

help old people keep off the grass
take good care of young children
play on the street pick flowers litter

ask answer eat
make think late
class

go home
do housework
get up go to bed
wait take young
child (children)
people



Reading for knowledge

A Litter Island

In our daily life, so many people throw litter into the sea. It ends up in the Pacific Ocean. There is a big island of litter. There are plastic things, such as old toys, bottles, shoes and plastic bags. These waste things get together in the sea and they become an island on the water!

The litter island is now six times as big as England. It is getting bigger and bigger. These waste things are bad for fish and birds. It is bad for our health, too. Some kinds of litter can be used again. We should recycle cans, glass and paper.



Can you see the sea?

Thinking tasks

- 1 Where is the big island of litter?
- 2 Do you throw litter everywhere? Why is it bad to do this?
- 3 Look at these recycling bins. What things should you put in them?


Look Them Up



- island
- plastic
- the Pacific Ocean
- ...

Word Bank

- newspapers
- plastic toys
- old books
- cans
- plastic bottles
- glass bottles



Fun Time 1

Recycle 1



Let's check

Read and match.

1. Terry likes to pick flowers in the park.



2. Terry throws litter on the ground.



3. Terry walks on the grass in the park.



4. Terry talks loudly in the library.

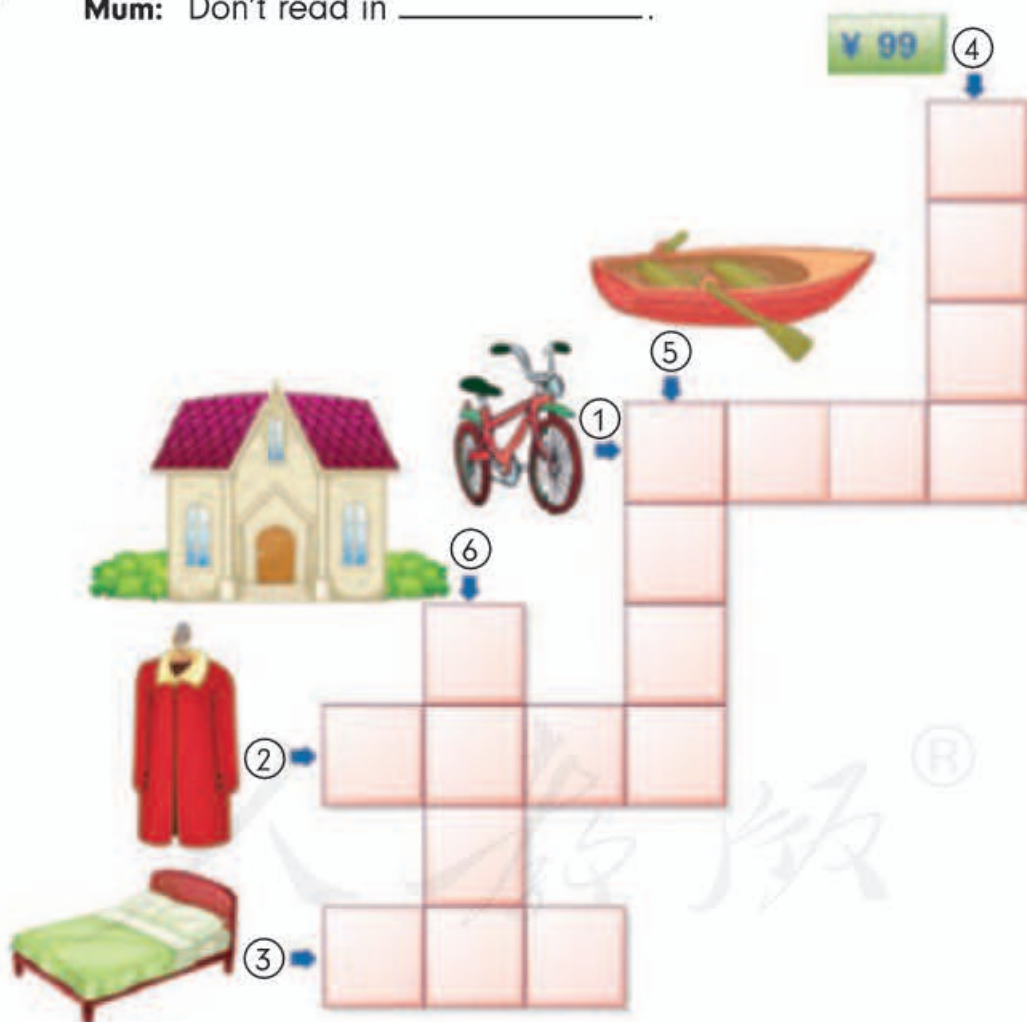




Read and write the words in the puzzle.

Across

- ① **Lisa:** Mum, can I have that _____, please?
I like it very much.
- ② **Mum:** Can I look at that red _____, please?
- ③ **Mum:** Don't read in _____.



Down

- ④ **Gao Wei:** It is ninety-_____ yuan.
- ⑤ **Dad:** How much is the toy _____?
- ⑥ **Peter:** It's five o'clock. It's time to go _____.





Let's sing

CHILDREN'S CONCERT

Welcome, welcome to our school.

The headmaster welcomes you.

The teachers welcome you.

And the students welcome you, too!



Let's act



We have five visitors to our school. Please show them around our school.



- Good morning/afternoon.
- Welcome to our school.
- Let me show you around our school/ class/science lab/music club.
- We draw and paint in the art club.
- We read and act in English lessons.





Let's play

I'm interested in ...
Look! This is our ...
What do you often do in ...?
I often ... in ...

ANIMALS' SCHOOL




- 1 Play in pairs.
- 2 Follow each line.
- 3 Say a sentence or ask a question.
- 4 Start again, if you cannot say it.





Let's read and act


Shan Shan often goes to the library to read books. Today she reads a book about the famous Chinese explorer, Zheng He. Shan Shan tells the story to her friend, Li Chun.



Zheng He was a great explorer. He went to many places of the world in a fleet of ships.



Draw and colour Zheng He's ship.



Many people worked on the ships. Some people cleaned the ships, some people cooked food, and some people washed clothes. Everyone must obey the rules on the ships.

Do you think everyone should obey the rules?



Let me think.



Write some rules for Zheng He's ship.

- Go to bed early.
- Get up early.
- Don't throw litter into the sea.
- _____
- _____
- _____



Cultural link

Pets around the world



Children in England often have pets. Many of them take dogs as their pets.



A goldfish is quite popular with children in China. A goldfish has a beautiful tail. It lives in a fish bowl.



Some children love other kinds of pets. This Australian boy has a lizard. It is green but it can change its colour to yellow or brown.



This little animal is a hamster. It is very small and cute. It is a popular pet for children in America and Canada.



Lesson 19

Just talk 

Kate doesn't feel well today. She can't go to school. She calls her teacher, Miss Liu.

Kate: May I speak to Miss Liu, please?

Miss Liu: This is Miss Liu speaking.

Kate: Good morning, Miss Liu. This is Kate. I'm ill today. I have a headache.

Miss Liu: Oh dear! Do you have a cold?



Kate: Yes, I have a bad cold. I'm afraid I can't go to school today.

Miss Liu: Don't worry about your lessons. You should go to a doctor.

Kate: Yes. My mum will take me to the doctor.

Miss Liu: OK. Take good care of yourself.

Kate: Thank you.





Lesson 20



Just practise



I'm ill today.
I have a bad cold.

Don't worry about your lessons.
I'll help you with your English.



have a bad cold



have a fever



have a headache



have a cough



Just write

dear ill
bad afraid
worry

I'm ill today.
I have a bad cold.

Can you write them?





Let's act

The healthy group



The sick group



Let's chant



Mr Stone is from Rome.
Rome is his dear home.
Mr Stone likes his home.
Mr Stone likes Rome.



Lesson 21



Just talk

Kate goes to the doctor with her mother. She sees many children there. Some of them have a fever. Some of them have a headache. They are waiting outside the doctor's room. Now it's Kate's turn.

Doctor: May I have your name?

Kate: My name is Kate.

Doctor: How old are you, Kate?

Kate: I'm eleven.

Doctor: What's wrong with you?

Kate: I have a fever and a headache.

Doctor: Open your mouth.

Say, "Ah ..."

Kate: Ah ...



Doctor: You have a bad cold. You should take some medicine and stay in bed. You should drink more water.

Kate: Can I go to school tomorrow?

Doctor: No. You should take a good rest. I hope you will get well soon.

Kate: Thank you, Doctor.



Lesson 22



Just practise



What's wrong with you?
I have a headache.

Can I go to school tomorrow?
No. You should take a good rest.



have a toothache



have a stomachache



take some medicine



take a good rest



Just write

wrong with
head face
ear arm

What's wrong with you?
I have a headache.

Can you write them?






Let's act

THE BROWN HOSPITAL

THE GREEN HOSPITAL



Let's chant



The doctor says a lot:
 "You are ill. You feel hot!
 You should not eat a lot.
 You should drink a lot."



Lesson 23



Just talk



Kate is ill. Her classmates come to see her. They bring her a lot of things. They want to help her with her lessons. Kate feels very happy.

Peter: How are you feeling today, Kate?

Kate: I feel much better.

Gao Wei: Here is some kiwi fruit for you.

Li Yan: I have some chocolates for you, too.

Lisa: Look, here's a get-well card for you.

Kate: Oh, thank you! But I'm worried about my lessons.

Gao Wei: Don't worry. I'll help you with your maths.

Bob: I'll help you with your English.

Li Yan: I'll help you with your Chinese.

Kate: Thank you very much.





Lesson 24



Just practise



Here's a get-well card
for you.

How are you feeling today?
I feel much better.



chocolate



dragon fruit



get-well card



Just write

bring feel
get-well card
here for

Here's a get-well
card for you.

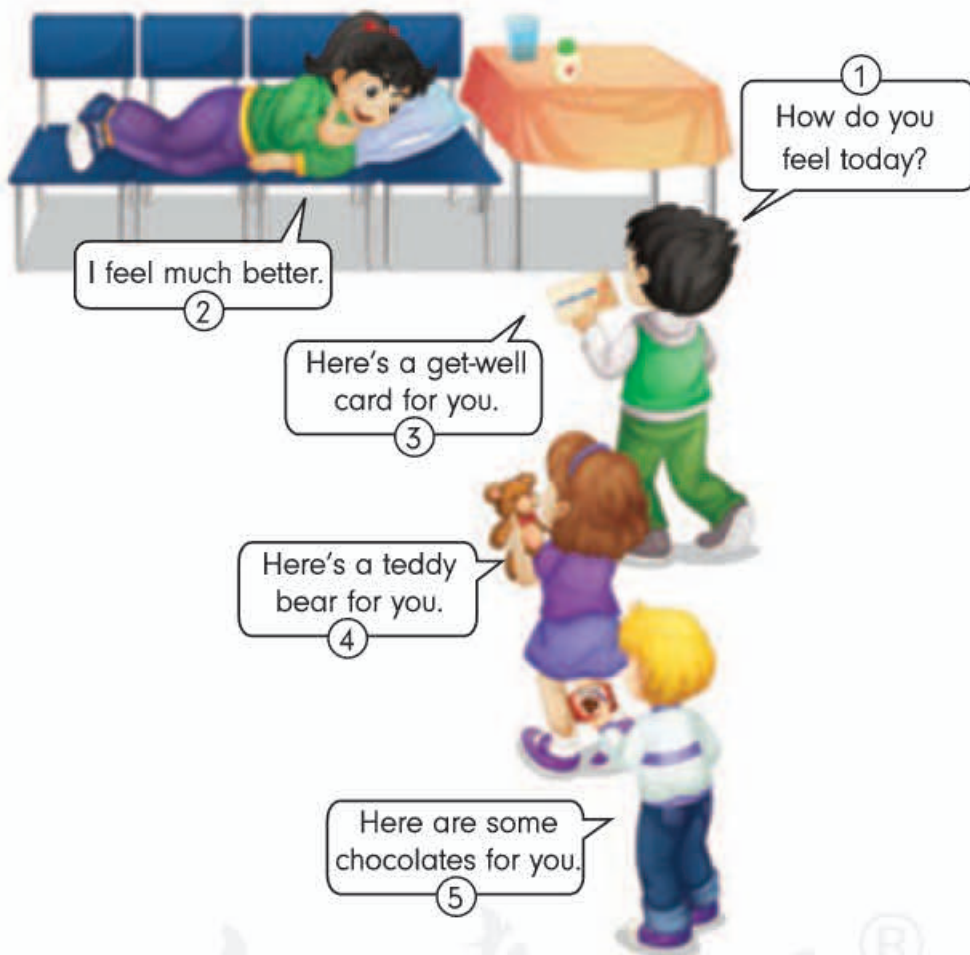
Can you write them?





Let's act

HOSPITAL



Let's chant

or

The old worker has a word,
To tell the young worker:
"You should work harder!
You should work better!"




Revision



Fun story



Read and act.



Micky: You don't look well, Mimi.
Mimi: I have a bad stomachache.
Micky: Let me take you to the hospital.



Doctor: What's wrong with you?
Mimi: I have a bad stomachache.



Mimi: Is it serious?
Doctor: No. You should take some medicine and have a good rest.



Mimi: I don't want to take any medicine.
Micky: Look! Here's an ice cream shop.



Mimi: Your ice cream is bad for me!
Micky: Why?



Doctor: What did Mimi eat?
Micky: She ate a lot of ice cream.
Doctor: Oh, that's not good.




Let's check

Listen and number.

A.













B.

English









Maths



Language Focus

Don't worry about your lessons.
I'll help you with your English.

Can I go to school tomorrow?
No. You should take a good rest.

How are you feeling today?
I feel much better.

have a fever have a cough

have a toothache

have a stomachache

take some medicine

take a good rest

chocolate dragon fruit

I'm ill today.
I have a bad cold.

What's wrong with you?
I have a headache.

Here's a get-well card for you.

dear ill bad afraid worry

wrong with head face

ear arm

bring feel get-well card

here for



Reading for knowledge

Elizabeth Blackwell

Wang Li is a student. She wants to be a doctor. She often tells her friends the story about the first woman doctor. Her name was Elizabeth Blackwell.

Elizabeth had a great dream. She wanted to be a doctor. But in the past, it was not easy. No woman could be a doctor. No university wanted a girl student. But one school gave her a chance.

It was the only chance, so she worked very hard. She became the top student in her class and she became the first woman doctor in the world.



Elizabeth Blackwell



Thinking tasks

- 1 Why does Wang Li often tell this story?
- 2 Who was Elizabeth?
- 3 What do you say when you go to a doctor?

Word Bank

- headache
- stomachache
- cough
- toothache
- a bad cold
- fever

Look Them Up



- university
- gave her a chance
- became

...



Lesson 25

Just talk 

It is Saturday morning. Lily is calling her grandpa at home.

Lily: Hello! This is Lily speaking.
Can I speak to Grandpa?

Aunt: Yes. Hold on, please.

Grandpa: Hi, Lily. This is Grandpa speaking. Are you coming here with your parents this morning?



Lily: Sorry, Grandpa. We're all very busy today. Dad is writing an email on the computer. Mum is washing the clothes.

Grandpa: Oh, dear! And what are you doing, Lily?

Lily: I'm cleaning my room.

Grandpa: You're a good girl!



Lesson 26



Just practise

I'm cleaning the room.

Dad is writing an email.

Mum is washing the clothes.



make a call



write an email



wash the clothes



clean the room



Just write

make a call
write an email
wash the clothes
clean the room



I'm cleaning the room.

Can you write them?





Let's talk



Let's chant

U

It is a nice afternoon in June.
The pupils are listening to the tune.
They say they like the nice tune.
They say they like the nice June.



Lesson 27



Just talk

*Peter and his classmates are preparing for an English party.
Yang Ming and Mary are watching them.*

Yang Ming: Look at Peter! He's wearing a funny hat.

Mary: Wow! How cool!
What's he doing?

Yang Ming: He's telling a story about the funny hat.



Mary: What's Li Yan doing?

Yang Ming: She's singing a very famous English song.

Mary: Wow! What a beautiful song! What are you doing, Yang Ming?

Yang Ming: I'm singing, too.



Lesson 28



Just practise



What are you doing, Peter?
I'm telling a story.

What's Li Yan doing?
She's singing a song.




tell a story



sing a song



play the guitar



play the violin



Just write

tell a story
sing a song

What are you doing?
I'm telling a story.

Can you write them?





Let's act

①
What's he doing?



②
He's telling a story.



③
No, he's talking.



④
I'm singing.



Let's chant



The puppy wants to come,
To see the puppet beating the drum.
The puppy wants to run,
And join in all the fun.



Lesson 29



Just talk

- Peter:** Hi, Kate! What are you doing here?
- Kate:** I'm looking at the picture. Look at the man in it. Is he looking at the moon?
- Peter:** No, he isn't. He's looking at the sun.
- Kate:** I don't think so. He's looking at the moon. It's not the sun.



- Li Yan:** Hi, Peter and Kate. This is my cousin.
- Cousin:** Hello! Glad to meet you.
- Li Yan:** What are you doing here?
- Peter:** We are talking about this picture.
- Kate:** Li Yan, look at the man in the picture. Is he looking at the moon?
- Peter:** Is he looking at the sun?
- Li Yan:** No, he isn't. He is just standing there.
- Cousin:** No. He's only singing over there.



Lesson 30



Just practise

Are you looking at this picture?

Yes, I am.

No, I'm not.

Is he looking at the moon?

No, he isn't.

He's looking at the sun.



look at the picture



talk about the picture



stand



sit



Just write

look at the picture
talk about
stand sit
cousin


Are you looking at this picture?
Yes, I am.
No, I'm not.

Can you write them?





Let's talk



Let's chant

UR

It's Burns' turn,
To make a hamburger.
Burns is very careful,
Not to make it burnt.



Revision



Fun story

Read and act.



Mimi: Hello, Rabbit! What are you doing now?



Rabbit: Hi, Mimi! I'm cleaning my room. How about you?



Mimi: I'm having my breakfast. Then I'm going for a walk in the park.



Rabbit: I can see Micky standing outside. Hold on, please.



Rabbit: Hey, Micky! What are you doing? What are you looking at?



Micky: I'm _____ in the sky.


Crazy monkey!

Hi! Do you want to be my friend?



Let's check

Listen and number.

☐☐☐☐☐☐☐☐☐

Language Focus

Dad is writing an email.
Mum is washing the clothes.

What's Li Yan doing?
She's singing a song.

Is he looking at the moon?
No, he isn't.
He's looking at the sun.

play the guitar
play the violin

I'm cleaning the room.

What are you doing, Peter?
I'm telling a story.

Are you looking at this picture?
Yes, I am.
No, I'm not.

make a call write an email
wash the clothes clean the room
tell a story sing a song
look at the picture talk about
stand sit cousin

SKILLS:  Listen  Speak  Read  Write



Fun Facts



Reading for knowledge

Animals in a Circus Show

All children like to watch circus shows. Now the show begins.

Music plays. Two elephants are dancing. One is standing up on two legs. The other is sitting on a small chair. Here is a bear. It is walking on a wooden stick. Then, three monkeys run in. They are climbing up a ladder. Another monkey is painting a picture.

The people are laughing and enjoying the show. Many people like to see circus shows. They are good fun. But, is it good fun for the animals?

Some scientists do not think it is good for animals and children. They think wild animals should go back to the mountains or the forests. They should not work for us this way.



The bear walks on a stick.



The elephant sits on a chair.

Thinking tasks

- 1 Fill in the table. Which is good for animals?

What do animals do in a circus?	What do animals do in nature?

Sentence Bank

- They play with each other.
- They look for food.
- They jump over a fire.
- They dance.
- They sleep.
- They ride a bicycle.

Look Them Up



- in a circus
- in nature
- wild animals
- ...

Unit 6 We're watching the games.



Lesson 31



Just talk

Gao Wei: Hello, everyone.
Let's go and watch
the games on the
playground!

Students: OK. Let's go!

Gao Wei: Look at those boys.
They are playing football.

Li Yan: And the girls are playing
volleyball.



Gao Wei: How about the
teachers?

Peter: Look! They're playing
basketball.

Students: Wow! They're playing
very well.

PE teacher: Hi, boys and girls! What
are you doing here?

Students: Oh, we're watching
the games!



Lesson 32



Just practise

We're watching
the games.

The boys are playing football.

The girls are playing volleyball.

The teachers are playing basketball.



play football



play volleyball



play basketball



watch the games



Just write

game foot(feet)
football basketball
playground


We're watching the
games.

Can you write them?





Let's play



Let's chant

ere

Where there's a will,
There is a way.
You can't do well,
If you always play.



Lesson 33



Just talk



Peter: Hi, Li Yan! Look at Mr Zhang and Miss Liu!

Li Yan: What are they doing?

Peter: They're playing badminton.



Li Yan: How about Mr Liu and Miss Qi?

Peter: They're playing tennis.



Li Yan: Look at Zhou Pei and Kate!

Peter: Wow! They're playing ping-pong. That's my favourite sport!

Li Yan: Really? Can I play it with you?

Peter: Certainly!



Lesson 34



Just practise



What are you doing?
We're playing ping-pong.

What are they doing?
They're playing tennis.




play badminton



play tennis



play ping-pong



play baseball



Just write

Miss Ms Mr Mrs
favourite sport

What are you doing?
We're playing ping-pong.

Can you write them?





Let's play

What are they doing?



Yes, they are playing badminton.



They are playing badminton.



Let's chant

ear

Oh dear, oh dear.
What did you hear?
Come near. Come near.
We have no fear.



Lesson 35



Just talk



Zhou Pei: Hi, Peter! Are you watching the high jump?

Peter: Yes, I am. Look! The girls are doing the high jump.

Zhou Pei: Look at the boys! Are they doing the high jump, too?

Peter: No, they aren't. They're doing the long jump.



Zhou Pei: Look! The young girls are running.

Peter and

Zhou Pei: GO! GO! GO!

Peter: Wow! They're running so fast.

Zhou Pei

and Peter: Hooray! They're all good runners!



Lesson 36



Just practise

Are you watching the high jump?

Yes, we are.

Are they doing the high jump, too?


No, they aren't.



do the high jump



do the long jump



run fast



Just write


high jump
long jump
run

Are you watching the high jump?
Yes, we are.

Can you write them?



Let's play



Let's chant

are

The hares are quite rare.
They run on the square.
There's no food to share.
They need more care.



Revision



Fun story

Read and act.



Mimi: Where are you going, Micky?

Micky: I'm going to the Animals' Olympic Games.



Mimi: I want to go, too.


Micky: The animals are watching the games over there.




Mimi: Look at the elephants. They are playing basketball. Are they going to win?



Micky: Come on, dolphins! The seals are swimming fast. Come on, dolphins!



Mimi: The animals are running very fast. Who will win, the lion, the deer or the camel?



Micky: The horse is doing the high jump. The giraffe is also going to do the high jump. Who will win? Can you guess?



Let's check



Listen and number.


☐

☐

☐

☐

☐

☐

☐

☐

☐


Language Focus

The boys are playing football.
The girls are playing volleyball.
The teachers are playing basketball.

What are they doing?
They're playing tennis.

Are they doing the high jump, too?
No, they aren't.

play volleyball
play badminton play tennis
play baseball
do the high jump do the long jump
run fast

We're watching the games.

What are you doing?
We're playing ping-pong.

Are you watching the high jump?
Yes, we are.

game foot (feet) football
basketball playground
Miss Ms Mr Mrs
favourite sport
high jump long jump run



Fun Facts



Reading for knowledge

Badminton

Who are the world's best badminton players today? The Chinese badminton team is. Li Wen and Zhang Ming are playing badminton in the park.



People play badminton in the park.

Zhang Ming: Why is this game called badminton?

Li Wen: It is the name of a house in England.

Zhang Ming: A house? Really?

Li Wen: That's right. It was called Badminton House. A duke lived there. He and his friends enjoyed playing the game. So they wrote down the rules of the game at Badminton House. After that, other people followed the rules to play the game. It was a popular game to play in their gardens.



Badminton House

Zhang Ming: So the English were the first to play the game!

Li Wen: That's true. But today, England is not a badminton champion.

Look Them Up



- followed the rules
- popular
- champion

...

Thinking tasks

- 1 Where did badminton start?
- 2 Who is the badminton champion team today?
- 3 Do you play badminton in school or in the park?

- 4 Playing badminton is good exercise. Tick ✓ the kinds of exercise you do in badminton.

Kinds of exercise you do in badminton

running

☐

kicking

☐

jumping

☐

rolling

☐

foot exercise

☐

leg exercise

☐

arms exercise

☐

neck exercise

☐

Fun Time 2

Recycle 1



Let's act

What's wrong with you?

I have a bad cold.



Doctor

- What's wrong with you?
- Open your mouth.
- Say, "Ah ..."
- Do you have a headache?
- You have a (bad) cold/fever/flu/cough/stomachache/toothache.
- Take some medicine.
- Drink more water.
- Take a good rest.
- You will get well soon.

Boy/Girl

- My name is ...
- I'm ...
- I'm ill.
- I'm not well.
- I have a (bad) cold/fever/flu/cough/stomachache/toothache.
- I'm afraid I can't go to school.



Let's chant

Doctor, doctor, I am ill.
What's wrong with you?
I have a headache and a fever, too.
Oh, dear, oh dear, you have a bad flu!





Let's write

Part 1

A: Look! What's the boy doing?

B: _____.



A: Are they walking?

B: No, they aren't. _____.



A: Guess! What's the boy doing?

B: _____.



A: Look at the girl! Is she reading?

B: No, she isn't. _____.



A: What's the boy doing?

B: _____.



Part 2

1. Gao Wei _____.

2. The girls _____.

3. Li Yan _____.

4. Peter _____.

5. The boys _____.





Let's do a survey



WHAT IS THE FAVOURITE SPORT IN OUR CLASS?			
SPORTS	How many students like ____?		
	Girls	Boys	Total
1. Ping-pong			
2. Badminton			
3. Basketball			
4. Swimming			
5. Tennis			

1. The favourite sport in our class is _____.
2. The girls like _____.
3. The boys like _____.



Let's check

Circle the correct word.



1. The girl is/are standing in the bus.
2. The boys is/are standing in the bus.
3. The dog is/are running on the grass.
4. The dolphins is/are swimming in the sea.
5. What is/are the teacher looking at?
6. What is/are the lions eating?



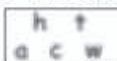




OK. Let's play!

Can you find the words?




- 1 Throw a  to move from Home.
- 2 Score 5 points if you are in this place, .
- 3 Find the word from . You will get 2 points.
- 4 If you cannot find the word, go back to Home.



Let's read and act

The tiger is a big animal. He is the King of all the animals. He does not obey any rules. All the other animals must obey his rules.



What are the rules of the Tiger King?

- 1 Everyone must do the housework for Tiger King. Mr Elephant must clean the house. Miss Mouse must cook food for him. Miss Rabbit must wash his clothes.

Match the jobs to the animals.

wash	clean	cook
Miss Mouse	Mr Elephant	Miss Rabbit

- 2 You must work hard. Don't get up late.

Can you guess another rule by Tiger King?

- 3 Don't cross the road when Tiger King is in his car.



Write more rules for Tiger King.

1. Don't _____.
2. You should _____.
3. You must _____.



Cultural link

National sports around the world

Ping-pong is the national sport of China. Today, China is the world champion in ping-pong in the Olympics and in nearly all other world competitions.



Cricket is the national sport of Britain. English people played cricket 400 years ago. Now many people in Australia, New Zealand and many other countries play it, too.

Baseball is the national sport of America. Many children, both boys and girls, enjoy playing the game.



Rugby is the national sport of Australia and New Zealand. Rugby is a tough game. Only big and strong men or boys play it.

The national sport of Canada is ice hockey. They sometimes also call it "Canadian hockey". It is a popular game for both boys and girls all over the country.



Words in each unit

单元词汇表

(注: 黑体单词要求学生能听、说、读、写; 白体单词只做听、说、认读要求)



Unit 1



library 图书馆

borrow (向某人、从某人) 借

borrow books 借书

meeting room 会议室

have a meeting 开会

welcome 欢迎

meet 相遇; 开会

our 我们的

English lesson 英语课

language lab 语言实验室

science lesson 科学课

science lab 科学实验室

we 我们

have 有

all 所有; 全部

like 喜欢

very much 非常; 很

art club 美术(艺术)俱乐部

paint a picture (用颜料) 绘画

music club 音乐俱乐部

play the piano 弹钢琴

many 许多

way 路; 道路

please 请

also 也; 同样



Unit 2



toy train 玩具火车

toy plane 玩具飞机

toy ship 玩具轮船

toy boat 玩具小船

can 能

help 帮助

want 想; 想要

toy 玩具

train 火车

plane 飞机

ship 轮船

boat 小船

motorbike 摩托车

jeep 吉普车

coach 长途旅游车

buy 买

bike 自行车

car 小汽车

bus 公共汽车

taxi 出租车

trousers 裤子; 长裤

short pants 短裤

try 试

coat 大衣

clothes 衣服



Unit 3



ask 问

answer 回答

eat 吃

make 制造; 做

think 想

late 晚; 迟到

class 班

question 问题

actively 积极地

quiet 安静的

make noise 喧闹; 制造噪音

keep your room clean 保持房间清洁

do housework 做家务

read in bed 在床上看书

go home late 晚回家

go home 回家

get up 起床

go to bed 去睡觉

help old people 帮助老人

keep off the grass 不要进入草地
 take good care of young children
 照看好儿童
 play on the street 在街道上玩耍
 pick flowers 摘花
 litter 乱丢杂物
wait 等待
take 拿; 乘坐
young 年轻的
child (children) 孩子 (复数)
people 人; 人们

Unit 4

have a bad cold 重感冒
 have a fever 发烧
 have a headache 头痛
 have a cough 咳嗽
dear 亲爱的
ill 有病的
bad 严重的; 厉害的
afraid 害怕
worry 担心, 着急
 have a toothache 牙痛
 have a stomachache 胃痛
 take some medicine 吃点儿药
 take a good rest 好好休息
wrong 错的
with 和……一起
head 头
face 脸
ear 耳朵
arm 胳膊
 chocolate 巧克力
 dragon fruit 火龙果
bring 带来
feel 感觉
get-well card 康复卡
here 这里; 在这里
for 为了……; 给……

Unit 5

make a call 打电话

write an email 写电子邮件
wash the clothes 洗衣服
clean the room 打扫房间
tell a story 讲故事
sing a song 唱歌
 play the guitar 弹吉他
 play the violin 拉小提琴
look at the picture 看图片
talk about 谈论……
stand 站立
sit 坐; 坐下
cousin 表 (堂) 兄弟; 表 (堂) 姐妹

Unit 6

play football 踢足球
 play volleyball 打排球
 play basketball 打篮球
 watch the games 观看比赛
game 比赛; 游戏
foot (feet) 脚 (复数)
football 足球
basketball 篮球
playground 操场
 play badminton 打羽毛球
 play tennis 打网球
play ping-pong 打乒乓球
 play baseball 打棒球
Miss 小姐
Ms 女士
Mr 先生
Mrs 太太
favourite 最喜欢的
sport 运动
 do the high jump 跳高
 do the long jump 跳远
 run fast 跑得快
run 跑; 跑步
high jump 跳高
long jump 跳远

Vocabulary

词汇表

(注: 黑体单词要求学生能听、说、读、写; 白体单词只做听、说、认读要求)

A

actively /'æktivli/ 积极地

afraid /ə'freɪd/ 害怕

all /ɔ:l/ 所有; 全部

also /'ɔ:lsəʊ/ 也; 同样

answer /'ɑ:nsə/ 回答

arm /ɑ:m/ 胳膊

art club 美术(艺术)
俱乐部

ask /ɑ:sk/ 问

B

bad /bæd/ 严重的; 厉害的

basketball /'bɑ:skɪtbɔ:l/
篮球

bike /baɪk/ 自行车

boat /bəʊt/ 小船

borrow /'bɒrəʊ/ (向某人、
从某人) 借

borrow books 借书

bring /brɪŋ/ 带来

bus /bʌs/ 公共汽车

buy /baɪ/ 买

C

can /kæn/ 能

car /kɑ:/ 小汽车

child (children) /tʃaɪld/
孩子(复数)

chocolate /'tʃɒklət/ 巧克力

class /kla:s/ 班

clean the room
打扫房间

clothes /kləʊðz/ 衣服

coach /kəʊtʃ/ 长途旅游车

coat /kəʊt/ 大衣

cousin /'kʌzn/
表(堂)兄弟;
表(堂)姐妹

D

dear /diə/ 亲爱的

do housework 做家务

do the high jump 跳高

do the long jump 跳远

dragon fruit 火龙果

E

ear /ɪə/ 耳朵

eat /i:t/ 吃

English lesson 英语课

F

face /feɪs/ 脸

favourite /'feɪvərɪt/
最喜欢的

feel /fi:l/ 感觉

foot (feet) /fʊt/ 脚(复数)

football /'fʊtbɔ:l/ 足球

for /fɔ:/ 为了……; 给……

G

game /geɪm/ 比赛; 游戏

get up 起床

get-well card 康复卡

go home 回家

go home late 晚回家

go to bed 去睡觉

H

have /hæv/ 有

have a bad cold 重感冒

have a cough 咳嗽

have a fever 发烧

have a headache 头痛

have a meeting 开会

have a stomachache
胃痛

have a toothache 牙痛

head /hed/ 头

help /help/ 帮助

help old people
帮助老人

here /hɪə/ 这里; 在这里

high jump 跳高

I

ill /ɪl/ 有病的

J

jeep /dʒi:p/ 吉普车

K

keep off the grass
不要进入草地

keep your room clean
保持房间清洁

L

language lab
语言实验室

late /leɪt/ 晚; 迟到

library /'laɪbrəri/ 图书馆

like /laɪk/ 喜欢

litter /'lɪtə/ 乱丢杂物

long jump 跳远

look at the picture

看图片

M

make /meɪk/ 制造; 做

make a call 打电话

make noise 喧闹;

制造噪音

many /'meni/ 许多

meet /'mi:t/ 相遇; 开会

meeting room 会议室

Miss /mɪs/ 小姐

motorbike /'məʊtəbaɪk/

摩托车

Mr /'mɪstə/ 先生

Mrs /'mɪsɪz/ 太太

Ms /mɪz/ 女士

music club 音乐俱乐部

O

our /'aʊə/ 我们的

P

paint a picture

(用颜料) 绘画

people /'pi:pl/ 人; 人们

pick flowers 摘花

plane /pleɪn/ 飞机

play badminton

打羽毛球

play baseball 打棒球

play basketball 打篮球

play football 踢足球

play on the street

在街道上玩耍

play ping-pong

打乒乓球

play tennis 打网球

play the guitar 弹吉他

play the piano 弹钢琴

play the violin 拉小提琴

play volleyball 打排球

playground /'pleɪgraʊnd/

操场

please /pli:z/ 请

Q

question /'kwɛstʃən/ 问题

quiet /'kwaɪət/ 安静的

R

read in bed 在床上看书

run /rʌn/ 跑; 跑步

run fast 跑得快

S

science lab 科学实验室

science lesson 科学课

ship /ʃɪp/ 轮船

short pants 短裤

sing a song 唱歌

sit /sɪt/ 坐; 坐下

sport /spɔ:t/ 运动

stand /stænd/ 站立

T

take /teɪk/ 拿; 乘坐

take a good rest

好好休息

take good care of young

children 照看好儿童

take some medicine

吃点儿药

talk about 谈论……

taxi /'tæksi/ 出租车

tell a story 讲故事

think /θɪŋk/ 想

toy /tɔɪ/ 玩具

toy boat 玩具小船

toy plane 玩具飞机

toy ship 玩具轮船

toy train 玩具火车

train /treɪn/ 火车

trousers /'traʊzəz/ 裤子;

长裤

try /traɪ/ 试

V

very much 非常; 很

W

wait /weɪt/ 等待

want /wɒnt/ 想; 想要

wash the clothes

洗衣服

watch the games

观看比赛

way /wei/ 路; 道路

we /wi:/ 我们

welcome /'welkəm/ 欢迎

with /wɪð/ 和……一起

worry /'wəri/ 担心, 着急

write an email

写电子邮件

wrong /rɒŋ/ 错的

Y

young /jʌŋ/ 年轻的

后 记

本册教科书是由人民教育出版社课程教材研究所英语课程教材研究开发中心依据教育部《义务教育英语课程标准》（2011年版）与新加坡泛太平洋教育出版有限公司合作编写的，经国家基础教育课程教材专家工作委员会2013年审查通过。

本册教科书集中反映了基础教育教科书研究与实验的成果，凝聚了参与课改实验的教育专家、学科专家、教研人员以及一线教师的集体智慧。我们感谢所有对教科书的编写、出版提供过帮助与支持的同仁和社会各界朋友，以及整体设计艺术指导吕敬人等。

本册教科书出版之前，我们通过多种渠道与教科书选用作品（包括照片、画作）的作者进行了联系，得到了他们的大力支持。对此，我们表示衷心的感谢！但仍有部分作者未能取得联系，恳请入选作品的作者与我们联系，以便支付稿酬。

我们真诚地希望广大教师、学生及家长在使用本册教科书的过程中提出宝贵意见，并将这些意见和建议及时反馈给我们。让我们携起手来，共同完成义务教育教材建设工作！

联系方式

电 话：010-58758235

电子邮箱：jcfk@pep.com.cn

人民教育出版社 课程教材研究所
英语课程教材研究开发中心
2013年5月