

义务教育教科书

英语

(精通)

(三年级起点)

四年级

下册

(中国)人民教育出版社 课程教材研究所
英语课程教材研究开发中心
(新加坡)泛太平洋教育出版有限公司

编著

人教版®

人民教育出版社

·北京·

Copyright © 2013 by People's Education Press Ltd. and Pan Pacific Educational Press Ltd.
No part of this publication may be reproduced or transmitted in any form or by any means,
without permission in writing from the publisher.

版权所有，未经出版社书面同意，任何人不得以任何形式或方式复制或转换本作品的任何部分。

主 编：郝建平 Chailee Dodds

副主编：李静纯 陈 力

主要编写人员：郝建平 李静纯 Heather Jones

Chailee Dodds 陈 力

责任编辑：丁连普

美术编辑：Joyce Lee

封面设计：吕 旻 何安冉

版式设计：新加坡泛太平洋教育出版有限公司

插 图：何安冉（封面）Matthew Cole 严 峥

义务教育教科书 英语（三年级起点）四年级 下册

（中 国）人民教育出版社 课程教材研究所

英语课程教材研究开发中心 编著

（新加坡）泛太平洋教育出版有限公司

出 版 人民教育出版社

（北京市海淀区中关村南大街17号院1号楼 邮编：100081）

网 址 <http://www.pep.com.cn>

重 印 ×××出版社

发 行 ×××新华书店

印 刷 ×××印刷厂

版 次 2013年10月第1版

印 次 年 月第 次印刷

开 本 787毫米×1092毫米 1/16

印 张 6

字 数 120千字

印 数 册

书 号 ISBN 978-7-107-27388-9

定 价 6.15元

价格依据文件号：京发改规〔2016〕13号

版权所有·未经许可不得采用任何方式擅自复制或使用本产品任何部分·违者必究

如发现内容质量问题，请登录中小学教材意见反馈平台：jcyjfk.pep.com.cn

如发现印、装质量问题，影响阅读，请与×××联系调换。电话：×××-××××××××

致同学



亲爱的同学们：

A

你们好！假期结束了，我们又要一起学习英语啦！

翻开这本书，你们熟悉的 Peter, Li Yan, Kate, Yang Ming, Lisa 等老朋友，以及活泼可爱的 Mimi 和滑稽有趣的 Micky 也都回来了。在新的学期里，你们将和大家一起，继续在真实的情景中参与各种有趣的学习活动，体验学习的乐趣，把英语学得更好！

B

在本书的六个单元中，同学们将围绕我的新家、日常活动、学校生活、一周活动安排、快乐周末和集体旅行等话题，学习更为丰富的英语知识，掌握更多的表达技能。另外，你们一定还记得每单元复习课的趣味小故事（Fun story）吧？顽皮的 Micky 又引发了不少逗乐的事儿：Micky 领着 Mimi 参观他的新家，却发现狮子在那儿睡觉；小动物组织捐书活动，结果有一本书找不到了。相信你们会有兴趣寻找其中原因的。每个单元最后，特别为同学们总结归纳了本单元的语言知识要点（Language Focus），为的是帮助大家检查在听说读写和运用语言知识方面是否达到了要求。

本书的两个快乐时光（Fun Time）部分，需要同学们结合听、说、玩、演、唱和真实交流等多种活动，综合复习和运用前面所学的知识，尝试用英语进行交流，合作完成一项综合的项目实践活动（Project）。两个文化桥（Cultural link）栏目介绍了中国的四合院、蒙古包、窑洞和现代住宅以及不同国家小朋友的周末活动。

学会学习十分重要。学英语需要多听、多读、多说、多记、多用。希望大家利用课内外各种机会大胆尝试说英语，不用过分担心犯错。要知道，只有多实践，才能减少失误，进步更快。同学们还要经常与老师和伙伴们分享学习心得，交流学习方法，取长补短。这样，你们的英语就一定会越来越棒的！

C

为帮助同学们更好地学习，我们还准备了活动手册、录音带、单词卡片、多媒体光盘等辅助学习材料，大家可以根据需要在老师和家长的指导下选择使用。

祝愿同学们在新学期的英语学习中发现更多乐趣，取得更大进步！

E



D

编者

2013 年 9 月



Contents



Unit 1	Welcome to my new home!	2
Unit 2	There are forty students in our class.	14
Unit 3	What subject do you like best?	26
Fun Time 1		38
Unit 4	There are seven days in a week.	44
Unit 5	What will you do this weekend?	56
Unit 6	Would you like to take a trip?	68
Fun Time 2		80
Words in each unit		86
Vocabulary		88

WELCOME



TO ENGLISH



Unit 1


Welcome to my new home!



Lesson 1



Just talk



1 Hello, Li Yan!

2 Hi, Kate! Welcome to my new home.


4 Oh! There is a new bed.

3 Look at my bedroom.

5 And there's a new desk and a new chair.





Just read and write 

Look at the bedroom. There is a new bed.



home



bedroom




bed

Can you write them?



Let's paste

There is ... in my bedroom.





Lesson 2



Just talk





Just read and write

Look at the living room.
There is a TV. There are two sofas.



living room



TV



sofa



armchair



Can you write them?




Let's chant



There is a big TV,
In my living room,
In my living room.



There are two sofas,
In my living room,
In my living room.



There are four armchairs,
In my living room,
In my living room.






Lesson 3



Just talk





Just read and write 

Look at the kitchen.
There is a new fridge.




kitchen



fridge



table



Can you write them?



Let's play

Go into the kitchen.



Look! There is
a new fridge.

And there is a new table.





Lesson 4



Just talk





Just read and write

What's in the study?
There is a new computer.



study



computer



picture



Can you write them?



Let's chant



What's in your living room?
There is a new TV.

What's in your study?
There is a new computer.




What's in your kitchen?
There is a new fridge.



Lesson 5



Just talk





Just read and write

What's in the living room?
There is a DVD player.



bathroom



DVD player



clock

Can you write them?



Let's chant

My home



I watch TV in the living room,
In the living room, in the living room.
I watch TV in the living room.

I go to sleep in the bedroom,
In the bedroom, in the bedroom.
I go to sleep in the bedroom.





Lesson 6




Revision



Fun story

Read and act.





Let's check



Listen and number.



Language Focus



Look at the bedroom.

There is a new bed.

Look at the living room.

There is a TV. There are two sofas.

Look at the kitchen.

There is a new fridge.

What's in the study?

There is a new computer.

What's in the living room?

There is a DVD player.



bedroom living room sofa

armchair kitchen fridge

picture bathroom DVD player



desk chair ball kite TV

bed table home study

clock computer

Unit 2 There are forty students in our class.



Lesson 7



Just talk

①

Good afternoon, boys and girls!
This is Mr Gao, our new PE teacher.

②

Good afternoon, Mr Gao!



③

How many students are
there in your class?

④

Twenty-nine.



⑦

... twenty-eight, twenty-nine.

⑤

Let's count
from 1 to 29!



One, two, three ...

⑥



Just read and write

How many students are there in your class?
Twenty-nine.

21

22

23

24

25

twenty-one twenty-two twenty-three twenty-four twenty-five

26

27

28

29


twenty-six twenty-seven twenty-eight twenty-nine

Can you write them?



Let's play

① Find your neighbours.





Lesson 8



Just talk



①

Good morning, boys and girls. This is Miss Green, our new English teacher.

②

Good morning, Miss Green. Welcome to our class!

③

Good morning, class!

④

How many students are there in your class?

⑤

There are forty.

⑥

Thirty boys.

⑦

And only ten girls.



Just read and write

How many students are there in your class?
There are forty.

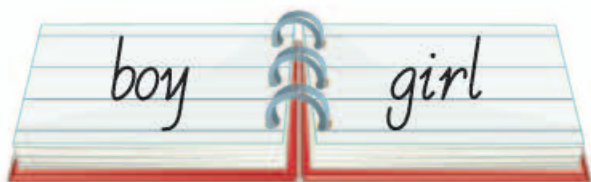
30

thirty

40

forty

Can you write them?



Let's chant

40

How many students?
There are forty students.
How many boys?
There are thirty boys.

30

10

How many girls?
There are ten girls.





Lesson 9



Just talk





Just read and write

How many teachers are there in your school?
There are fifty.

50

fifty

60

sixty

Can you write them?



Let's do a survey

Schools	How many teachers?
No. 25 School	60
No. 31 School	46
No. 50 School	58
No. 12 School	34

How many teachers are there in your school?

There are sixty.





Lesson 10



Just talk

PROJECT HOPE

1
Hello, everyone!
Let's help children
in need!

2
How many bags
do you have?

3
We have seventy bags.



4
How many books do you have?

PROJECT HOPE

5
We have eighty books.





Just read and write

How many bags do you have?
We have seventy bags.


70

seventy

80

eighty

Can you write them?



Let's chant

Look, look, look!
We have seventy bags.
Seventy bags, seventy bags,
For children in need.



Look, look, look!
We have eighty books.
Eighty books, eighty books,
For children in need.





Lesson 11



Just talk



PROJECT HOPE

②

We have ninety pens.

①

How many pens do you have?



③

How many pencils do you have?

PROJECT HOPE

④

We have one hundred pencils.





Just read and write

How many pens do you have?
We have ninety pens.

90

ninety

100

one hundred

Can you write them?



Let's do a survey

	Class 1	Class 2	Class 3
bags			
books			
pens			
pencils			

How many books
do you have?



We have one
hundred books.



Lesson 12



Revision



Fun story

Read and act.

② We need books.

① Let's help children in need.

④ I have twenty-five books.

③ How many books do you have?

⑤ How many books do you have?

⑦ How many books do you have?

⑥ I have thirty-five books.

⑧ I have forty books.

⑩ No, we have ninety-nine books.

⑨ We have one hundred books now.

⑫ There's one book here!

Why?

⑪



Let's check

Listen and number.

5×10
students

$20 + 7$
boys

$20 + 3$
girls

5×8
teachers

4×20
books

10×10
pencils



Language Focus



How many students are there in your class?

Twenty-nine.

How many students are there in your class?

There are forty.

How many teachers are there in your school?

There are fifty.

How many bags do you have?
We have seventy bags.

How many pens do you have?
We have ninety pens.



twenty-one ~ twenty-nine

thirty forty fifty sixty

seventy eighty

ninety one hundred



eleven twelve

boy girl student

school bag book

pen pencil

SKILLS:  Listen  Speak  Read  Write

Unit 3 What subject do you like best?



Lesson 13



Just talk



①
How many lessons
do you have today?

②
We have six.

③
How many lessons do
you have in the morning?

④
We have four.

⑥
They are maths,
Chinese, English and PE.

⑤
What are they?



Just read and write

How many lessons do you have in the morning?

We have four.

They are maths, Chinese, English and PE.




maths



PE (Physical Education)

Can you write them?



Let's do a survey

How many lessons do you have in the morning?

Time	Lessons
8:00-8:40	Chinese
8:50-9:30	PE
10:00-10:40	Maths
10:50-11:30	English
1:30-2:10	
2:20-3:00	

We have four.

Time	Lessons
8:00-8:40	English
8:50-9:30	Maths
10:00-10:40	Chinese
10:50-11:30	PE
1:30-2:10	
2:20-3:00	





Lesson 14



Just talk

①
How many lessons do you
have in the afternoon?

②
We have two.

④
They are music
and art.

③
What are they?



⑤
Do you like music?

⑥
Yes, I do. I like
it very much.





Just read and write

Do you like music?
Yes, I do. I like it very much.



music



art

Can you write them?



Let's do a survey

Do you like English?



Subjects	Maths	Chinese	English	PE	Music	Art
Names						
Li Yan						
Gao Wei						
Kate						
Peter						

Yes, I do.
I like it
very much.





Lesson 15



Just talk

ART ROOM

①
What subject do you like best?

I like art best.

②

ART ROOM

③
Do you like music?

No, I don't.

④



Just read and write

What subject do you like best?
I like art best.



maths



Chinese



English



art



music



PE

subjects

Can you write them?



Let's chant



Maths and art,
Music and all the rest.
What subject do you like best?
Chinese and English,
PE and all the rest.
I like PE best.





Lesson 16



Just talk





Just read and write 

Do you like drama?
No, I don't. I like science.



science



drama



Can you write them?



Let's do a survey

What's your name? What subjects do you like?

Subjects Names	PE	Maths	Chinese	English	Science	Art	Music
Kate			✓	✓		✓	✓

My name is _____. I like _____ and _____.
I like _____ and _____.



Lesson 17



Just talk



①

What do you do in an English class?

②

We listen and do.



③

We speak and sing.



④

We play and act.



⑤

We do all kinds of things in English!

That's great!

⑥





Just read and write

What do you do in an English class?
We listen and do.



listen and do



speak and sing



play and act



Can you write them?



Let's sing

1 = D $\frac{2}{4}$

Music

5 5 5 | 0 6 1 | 2 3 2 1 | (2 3 2 3) |
Mu- sic makes me sing.

5 5 5 | 0 6 1 | 2 3 2 1 | (2 3 2 3) |
Mu- sic makes me dance.

0 2 3 | 5 5 6 | 0 5 2 3 | (1 1 1) ||
Let's play music. Let's sing and dance.





Lesson 18







Revision



Fun story

Read and act.





Let's check

Listen and number.



8:00	Chinese
8:50	Maths
10:00	English
10:50	Art











Language Focus

How many lessons do you have in the morning?
We have four.
They are maths, Chinese, English and PE.

Do you like music?
Yes, I do. I like it very much.

What subject do you like best?
I like art best.

Do you like drama?
No, I don't. I like science.

What do you do in an English class?
We listen and do.

subject drama
do sing play act

Chinese English
maths PE
music art
science lesson
listen speak

Fun Time 1

Recycle 1



Let's play and say



Let's chant

Knock, knock! Where are you?
I'm in my home, number 2.
Knock, knock! Where are you?
I'm in the kitchen, and mother, too.

Knock, knock! Where are you?
I'm in a room and there's a TV, too.
Knock, knock! Where are you?
I'm in the study, so are you!





Let's act and talk

Class, please draw a table.



Let's fill in the table and talk about it.

How many ... are there in your class?

1. Students

2. Boys

3. Girls

4. Teachers



I'm a reporter.
How many students are there in your class?
How many teachers?

I'm the headmaster.
How many classrooms are there in your school?
How many TVs?
How many computers?



Let's draw and talk

I say and you draw, OK?



Kate has some fruit. There are twenty apples, thirty bananas, forty oranges and fifty pears.

OK!



How many ...?

How many ... in your computer class?	
1.	
2.	
3.	
4.	

How many ... in your home?	
1.	
2.	
3.	
4.	

How many ...?	
1.	
2.	
3.	
4.	



Recycle 2



Let's play

Cat School	Score
8:00 English	😊😊
9:00 Chinese	
10:00 Science	
11:00 Art	
12:00 Lunch time	

① What class do we have at 8:00 am? Can you guess?

Is it English?

No!

③

No!

⑤

Yes!

⑦

Is it maths?

④

Is it Chinese?

⑥

Bear School	Score
8:00 Chinese	😊😊
9:00 Music	
10:00 Art	
11:00 Maths	
12:00 Lunch time	



Let's do a survey



ASK

ANSWER

What's your name?

My name is ...

Do you study English?

How many English lessons do you have in a week?

Do you like English?



Good morning!

Good morning!





Let's play

I'm the leader.



Peter is the winner!



1. Name home or school things. Score two points.
2. Say two activity words. Score two points.
3. No score in boxes with only numbers, for example, 2, 3, 5.
4. Cannot name or say, lose a turn.

Yeah!



Project



Project

Let's make and say.



Find a paper box.



Find some pictures.



Presentation


Let's show and talk.





A sample project

Let's make and show.



Glue this to the wall.



Put this in the bedroom.

There is a sofa and a TV in the living room.

There are two bedrooms.
There is a bed and a computer in my bedroom.



In the kitchen, there is a table and four chairs.



Cultural link

Homes around China



courtyard house



cave home



Mongolian tent (yurt)



modern apartment


Unit 4 There are seven days in a week.



Lesson 19



Just talk





Just read and write

How many days are there in a week?
There are seven.

Sunday

day

Sun	Mon	Tue	Wed	Thur	Fri	Sat
			1	2	3	4
5	6	7	8	9	10	11
12	13	14	15	16	17	18
19	20	21	22	23	24	25
26	27	28	29	30		

week

Can you write them?



Let's chant

In a week, in a week,
There are seven days.
Sunday, Sunday,
It's the first day.
Sunday, Sunday,
Let's go and play.





Lesson 20



Just talk

①
Welcome to our school!
My name is Gao Wei.

②
Glad to meet you,
Gao Wei. Do you
like sports?

③
Yes, I do. I like
PE very much.

④
When do you
have PE lessons?

⑤
We have PE lessons on
Monday and Tuesday.



Just read and write

When do you have PE lessons?
We have PE lessons on Monday and Tuesday.

Monday

Sun	Mon	Tue	Wed	Thur	Fri	Sat
			1	2	3	4
5	6	7	8	9	10	11
12	13	14	15	16	17	18
19	20	21	22	23	24	25
26	27	28	29	30		

Tuesday

Can you write them?



Monday Tuesday



Let's do a survey

Class 1

Days Time	MON	TUE
8:30	Chinese	Maths
9:20	Maths	Chinese
10:30	English	PE
11:20	PE	Art



Class 2

Days Time	MON	TUE
8:30	English	Chinese
9:20	Maths	Science
10:30	Chinese	PE
11:20	PE	Music



When do you
have PE lessons?

We have PE lessons on
Monday and Tuesday.





Lesson 21



Just talk



Day Time	Mon	Tue	Wed	Thur	Fri

① What day is today?



② It's Wednesday.


③ Mr Black will come to our school today.

④ Good morning, boys and girls!



⑤ Good morning! Welcome to our class!

⑥ How many English lessons do you have in a week?



⑦ We have three.



⑧ When do you have English?



⑨ We have English on Monday, Wednesday and Thursday.



Just read and write

What day is today?
It's Wednesday.

Wednesday

today

Sun	Mon	Tue	Wed	Thur	Fri	Sat
			1	2	3	4
5	6	7	8	9	10	11
12	13	14	15	16	17	18
19	20	21	22	23	24	25
26	27	28	29	30		

Thursday

Can you write them?



Wednesday Thursday



Let's play

Timetable				
Mon	Tue	Wed	Thur	Fri
Chinese	English	Chinese	Chinese	Chinese
Maths	Chinese	Maths	Maths	Maths
Music	Music	Science	Science	English
PE	Science	Art	Music	Music
Art	Art	PE	PE	PE

① What day is today?

③ What subjects do we have?

② It's Wednesday.

④ We have Chinese, maths, science, art and PE.





Lesson 22



Just talk




1
Hello, everyone!
Let's play a game!

2
Great!

3
How many
days are
there in
a week?

4
There are
seven days
in a week.





Just read and write

There are seven days in a week.
They are Sunday, Monday, Tuesday,
Wednesday, Thursday, Friday and Saturday.

Friday

Sun	Mon	Tue	Wed	Thurs	Fri	Sat
			1	2	3	4
5	6	7	8	9	10	11
12	13	14	15	16	17	18
19	20	21	22	23	24	25
26	27	28	29	30		

Saturday

Can you write them?



Let's sing

1 = C $\frac{3}{4}$

Days of the week

3	1	—		1	2	3		4	2	—	
Sun	-	day,		la	la	la,		Mon	-	day,	
2	3	4		5	3	—		5	6	7	
la	la	la,		Tues	-	day,		la	la	la,	
1	6	—		6	—	—		2	5	—	
Wednes	-	day,						Thurs	-	day,	
1	7	6		5	3	—		5	4	3	
la	la	la,		Fri	-	day,		la	la	la,	
6	4	2	—		4	3	2		1	—	—
Sa	-	tur-day,		That	makes	a	week.				



Lesson 23



Just talk

①

What do you usually do on weekends?



②

I usually go to the theme park on Saturdays.



③

I usually go to see my grandpa and grandma on Sundays.



④

I usually go to the park on Sundays.



⑤

I usually have music lessons on Saturdays.





Just read and write

What do you usually do on weekends?
We usually go to the theme park.




weekend



park




theme park



Can you write them?



Let's play



What do you usually do on weekends?



I usually go to the park on Saturdays.



I usually have music lessons on Sundays.



Lesson 24



Revision



Fun story

Read and act.

1 Today is Tuesday.

2 Look! It's Wednesday now.

3 Oh, it's Wednesday. We have a music lesson this morning.

4 Hello, Mimi. We have PE this morning. Let's go together.

5 No, we have a music lesson.

6 When do you have music lessons?

7 We have music lessons on Wednesday and Friday.

8 But today is Tuesday.

9 Hello, Mimi! Hello, Rabbit! Today is Tuesday.

10 Oh, no!

11 So, it's you!

12 Micky, you naughty monkey!


13 Don't go with us!

14 Oh, I'm sorry.



Let's check 

Listen and number.



Language Focus

How many days are there in a week?
There are seven.

When do you have PE lessons?
We have PE lessons on Monday and Tuesday.

What day is today?
It's Wednesday.

There are seven days in a week.
They are Sunday, Monday, Tuesday, Wednesday, Thursday, Friday and Saturday.

What do you usually do on weekends?
We usually go to the theme park.

weekend
park
theme park 

day Sunday
Monday Tuesday
Wednesday Thursday
Friday Saturday
week today

Unit 5 What will you do this weekend?



Lesson 25



Just talk



1

Mum, it's Sunday today.
Shall we have a picnic?

2

Yes. Let's go and
ask your dad.



3

Wow! We have so many
things for our picnic!

5

I'd like a hamburger and a
Coke, please. How about
you, Mum and Dad?

6

I'd like some
bread and
sausages.

4

What would
you like, Lisa?



I'd like some cake
and chicken.

7



Just read and write

What would you like?
I'd like some bread and a sausage.



picnic



sausage

Can you write them?



Let's paste

Let's have a picnic.
What would you like?
I'd like ...





Lesson 26




Just talk



① Hi, Li Yan! Let's go to see your grandma.

② OK, let's go!



③ Come and have lunch, Li Yan!

④ I'm coming!

⑤ What would you like, dear?

⑥ I'd like some chicken and beef.

⑦ Would you like some pork?

⑧ No, thanks, Grandma.



Just read and write


Would you like some pork?
Thank you. / No, thanks.



lunch



pork



beef

Can you write them?



Let's play

①
What would
you like?

③
How about
some pork?



Today's Lunch							
	pork	beef	hamburger	chicken	sausage	cake	bread
Names							
Lisa							
Kate							
Peter							
Li Yan							
Yang Ming							

②
I'd like some
beef and bread.

④
No, thanks.






Lesson 27



Just talk





Just read and write

I'll go to my music lesson this Sunday.
I'll sing and dance.



dance



draw



paint



Can you write them?



Let's chant



I'll go to my music lesson this Sunday.

I'll sing and dance.



I'll go to my art lesson this Sunday.

I'll draw and paint.





Lesson 28



Just talk

①
What will you
do on Sunday?

②
I'll read a new
storybook.

③
I'll watch TV at
home. How about
you, Yang Ming?

④
I'll play computer
games at home.



Just read and write

I'll read a new storybook this Saturday.

How about you?

I'll play computer games at home.



read a book



watch TV



play computer
games



Can you write them?



Let's do a survey

I'll watch TV at home this Sunday. How about you, Peter?



I'll go to my art lesson.



Activities	Names			
	Peter			
read a book				
go to a music lesson				
go to an art lesson	✓			
go to the theme park				
go to see Grandma				
play computer games				



Lesson 29



Just talk

①
Hi, Jim! This
is Peter.

③
Tomorrow is
Sunday. Would
you like to
go swimming
with me?

⑤
What will you
do tomorrow?



⑦
That's great! Goodbye!

②
Hello, Peter!

④
Sorry, I can't
go with you.



⑥
I'll go shopping with my
mum. She'll buy me a
new jacket.

⑧
Bye!



Just read and write

What will you do this Sunday?
I'll go shopping.



go swimming



go shopping



go fishing

Can you write them?



swim

do

go



Let's chant

What will you do this Sunday?
I'll go swimming.
Cool, cool, cool!



What will you do this Sunday?
I'll go shopping.
Great, great, great!





Lesson 30



Revision



Fun story



Read and act.

1 Hello, Duck!
Tomorrow is Sunday.
What will you do?

2 I'll come and
swim again.

3 I like
swimming.

4 I like singing.

5 I don't like swimming.
I like shopping. Bye!

6 Look! I have bread, cakes,
Coke and sausages.

7 Wow!
Nice food!

8 Hi, Mimi! I'd like
some bread
and sausages.

9 Let's have a
picnic now!

10 Oh, a picnic.
Great!

11 Would you like some
rice and beef?

12 No, thanks.

13 I'd like some duck
and some chicken.

14 What? Ah!



Let's check



Listen and number.



Language Focus

What would you like?

I'd like some bread and a sausage.

Would you like some pork?

Thank you. / No, thanks.

I'll go to my music lesson this Sunday.

I'll sing and dance.

I'll read a new storybook this Saturday.

How about you?

I'll play computer games at home.

What will you do this Sunday?

I'll go shopping.

picnic sausage

lunch pork beef

paint read a book watch TV

play computer games

go swimming go shopping

go fishing

bread cake

rice chicken

draw sing dance

watch read play

swim do go

Unit 6 Would you like to take a trip?



Lesson 31



Just talk



1 School is out in two days.

2 Hooray!

3 Would you like to take a trip?

4 Certainly! Where shall we go?

5 Any ideas?

6 I want to go to the theme park.

7 We want to go to a farm.

8 We want to go to the zoo.

9 Good idea! How about the zoo and the farm?

10 Cool!



Just read and write


Where shall we go?
We want to go to the zoo.



zoo



farm



Can you write them?



Let's sing

$$1 = C \frac{2}{4}$$

Let's take a trip.

$\dot{1} \cdot \dot{1} \quad \dot{1} \cdot \dot{1} \quad | \quad \dot{1} \cdot \dot{1} \quad \dot{1} \cdot \dot{1} \quad | \quad \dot{1} \cdot \dot{1} \quad \dot{1} \cdot \dot{1} \quad | \quad \underline{6} \quad 5 \cdot \quad |$

Let's take a trip. Take a trip. Let's go.

$\dot{1} \cdot \dot{1} \quad \dot{1} \cdot \dot{1} \quad | \quad \dot{1} \cdot \dot{1} \quad \dot{1} \cdot \dot{1} \quad | \quad \dot{2} \cdot \dot{2} \quad \dot{2} \cdot \dot{2} \quad | \quad \underline{5} \quad - \quad |$

Let's take a trip. Take a trip. Let's go.

$\dot{1} \cdot \dot{1} \quad \dot{1} \cdot \dot{1} \quad | \quad \dot{1} \cdot \dot{1} \quad \dot{1} \cdot \dot{1} \quad | \quad \dot{1} \cdot \dot{1} \quad \dot{1} \cdot \dot{1} \quad | \quad \underline{6} \quad 5 \cdot \quad |$

Let's take a trip. Take a trip. Let's go.

$\underline{6} \quad \underline{6} \quad \underline{6} \quad \underline{6} \quad | \quad \underline{5} \quad 5 \cdot \quad | \quad (\underline{x} \quad \underline{x} \quad \underline{x} \quad \underline{x}) \quad | \quad \underline{0} \quad \underline{5} \quad \underline{4} \quad \underline{3} \quad | \quad \underline{2} \quad \underline{1} \cdot \quad | \quad (\underline{x} \quad \underline{x} \quad \underline{x} \quad \underline{x}) : ||$

I have my bag.


I'm ready to go.



Lesson 32



Just talk





Just read and write

What's this in English?
It's a giraffe.



giraffe



camel



Can you write them?



Let's chant



One camel,
Two camels,
Three camels, four!

One giraffe,
Two giraffes.
They're very tall!






Lesson 33



Just talk





Just read and write 

What's that in English? It's a seal.



seal




dolphin



hippo


Can you write them?



Let's play

What's that in English?

It's a dolphin.





Lesson 34



Just talk

1
Here's the farm,
boys and girls!

2
Oh! What a big farm!

3
Look here! What are
these in English?

4
They're horses.

5
What are these in English?

6
They're cows.



Just read and write 

What are these in English? They're horses.



a horse



horses



a cow



cows

Can you write them?



Let's play

Guess the animals.

What are these
in English?



They're cats.





Lesson 35



Just talk 



①
Hello, boys and girls. Look there!

②
What are those in English?

③
They're sheep.

④
Are those sheep, too?

No, they aren't.
They're goats.

⑤



Just read and write

What are those in English? They're sheep.



a sheep



sheep



a goat



goats

Can you write them?



Let's play





Lesson 36



Revision



Fun story

Read and act.





Let's check 

Listen and number.

IN THE ZOO



















ON THE FARM



















Language Focus

Where shall we go?
We want to go to the zoo.

What's this in English?
It's a giraffe.

What's that in English?
It's a seal.

What are these in English?
They're horses.

What are those in English?
They're sheep.

giraffe camel seal
dolphin hippo goat

zoo farm
monkey panda bear
tiger cat dog
horse cow
sheep duck pig

Fun Time 2

Recycle 1



Let's look and talk

①
What lessons
do you have
on Monday?

Red Carrot Class					Yellow Pear Class				
MON	TUE	WED	THUR	FRI	MON	TUE	WED	THUR	FRI
Chinese	English	Chinese	Maths	Science	English	Chinese	Science	Chinese	Maths
Art	Maths	PE	Science	Chinese	Maths	Art	Chinese	English	Chinese
Maths	Chinese	Maths	PE	Maths	PE	Maths	Maths	Art	Chinese
Music	Science	Maths	Chinese	Art	Chinese	English	PE	Maths	Music
PE	Reading	Art	English	Music	Music	Science	Art	Reading	PE
English									

②
We have
English, maths,
PE, Chinese
and music.

④
We have three
English lessons.

③
How many English lessons
do you have in a week?
When do you have them?

⑤
We have them on
Monday, Tuesday
and Thursday.



Let's chant

English is on Monday.
Chinese is on Tuesday.
Maths is on Wednesday.
Science is on Thursday.
PE is on Friday.
Music is on Saturday.
Art is on Sunday.
We are happy every day.





Let's read and act

I read. You act. OK?



OK. Let's start!



I have English lessons on Monday, Tuesday and Thursday. I read and write, play and chant.

I go to see my grandma and grandpa on Saturday. I go to the park, too!

Mum, Dad and I go shopping on Sunday. I go to swimming lessons and art lessons, too.



Let's play and talk

Let's play a game. Take a card and ask your friend.



1. How many English lessons do you have in a week?
2. What do you do in your English lessons?
3. What do you usually do on Saturdays and Sundays?

What do you usually do on Sundays?

I usually go to the park on Sundays.



Recycle 2



Let's listen and draw 

What would you like?



I'd like some rice and potatoes.



What would you like for lunch?

On Monday

On Tuesday

On Wednesday

Let's have a picnic.

On Saturday

On Sunday



Let's sing 

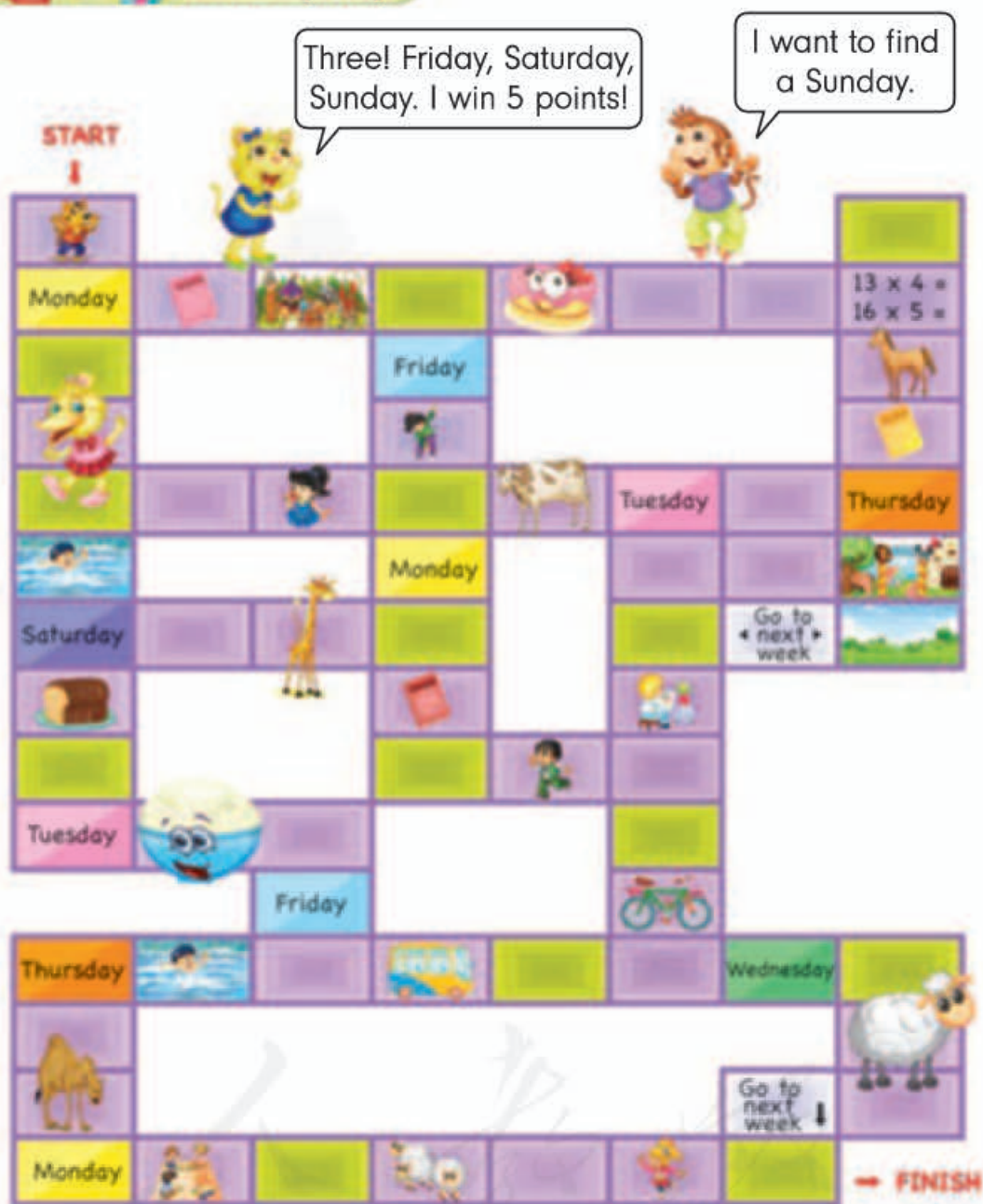


Sunday, Sunday,
It's a fun day.
Singing, dancing,
Chanting, playing,
We're enjoying!





Let's play



Find a Sunday, land on it, and win 5 points.



Say a sentence, or ask a question, or lose a turn.

Would you like to go to the park?



Project



Project

Let's draw and talk.

①

Let's draw and talk about our week days.

②

OK.

Group scores

Red Carrot



Purple Eggplant



Pink Tomato



Green Cucumber



③

I will draw.

④

I will paste a picture.

⑤

I will act.



Presentation



Let's show and talk.



Do you like drawing?
We have an art lesson on Tuesday.



We'll go to the theme park on Wednesday.

On Friday, let's go to the Great Wall.





A sample project

Let's make and talk.

Would you like to go to Beijing Zoo?

I'd love to.

Let's go!



On Monday, we have a swimming lesson.



There's an art lesson on Tuesday.
We draw and paint.

Where shall we go on Wednesday?



Let's go to the theme park.



Welcome to Beijing Zoo.
Look at the giraffe, tiger and monkey.

We have a music lesson on Friday.



Let's have a picnic on Saturday.



Cultural link

Weekend activities around the world



have a picnic
(America)



play at the
playground
(Britain)



attend an
art lesson
(China)



go to the beach
(Australia)

Words in each unit

单元词汇表

(注: 黑体单词要求学生能听、说、读、写; 白体单词只做听、说、认读要求)



Unit 1



home 家
bedroom 卧室
bed 床
desk 课桌
chair 椅子
living room 起居室
TV 电视
sofa 沙发
armchair 单人沙发; 扶手椅
ball 球
kite 风筝
kitchen 厨房
fridge 冰箱
table 桌子
study 书房
computer 电脑
picture 图片; 照片
bathroom 浴室; 卫生间
DVD player DVD 播放机
clock 时钟



Unit 2



twenty-one 二十一
twenty-two 二十二
twenty-three 二十三
twenty-four 二十四
twenty-five 二十五
twenty-six 二十六
twenty-seven 二十七
twenty-eight 二十八
twenty-nine 二十九

eleven 十一
twelve 十二
thirty 三十
forty 四十
boy 男孩
girl 女孩
fifty 五十
sixty 六十
student 学生
school 学校
seventy 七十
eighty 八十
bag 书包
book 书
ninety 九十
one hundred 一百
pen 钢笔
pencil 铅笔



Unit 3



maths 数学
PE 体育
Chinese 中文; 汉语; 语文
English 英语
music 音乐
art 美术
subject 科目; 学科
science 科学
lesson 课
drama 戏剧
listen 听
do 做
speak 说

listen and do 听听做做
speak and sing 说说唱唱
play and act 玩玩演演
sing 唱歌
play 玩
act 表演

Unit 4

day 天
week 周
Sunday 星期日
Monday 星期一
Tuesday 星期二
Wednesday 星期三
Thursday 星期四
Friday 星期五
Saturday 星期六
today 今天
weekend 周末
park 公园
theme park 主题公园; 游乐园

Unit 5

picnic 野餐
sausage 香肠
bread 面包
cake 蛋糕
lunch 午餐
pork 猪肉
beef 牛肉
rice 米饭
chicken 鸡肉
sing 唱歌
dance 跳舞
paint (用颜料) 绘画
draw 画

read 读
watch 看
play 玩
read a book 看书
watch TV 看电视
play computer games 玩电脑游戏
game 游戏
do 做
go 去
shop 购物
go shopping 去购物
swim 游泳
go swimming 去游泳
fish 鱼; 钓鱼
go fishing 去钓鱼

Unit 6

zoo 动物园
farm 农场
giraffe 长颈鹿
camel 骆驼
monkey 猴子
panda 熊猫
bear 熊
seal 海豹
dolphin 海豚
hippo 河马
tiger 老虎
cat 猫
dog 狗
horse 马
cow 母牛; 奶牛
sheep 绵羊
goat 山羊
duck 鸭
pig 猪

Vocabulary

词汇表

(注: 黑体单词要求学生能听、说、读、写; 白体单词只做听、说、认读要求)

A

act /ækt/ 表演
armchair /'ɑ:mtʃeə(r)/
单人沙发; 扶手椅
art /ɑ:t/ 美术

B

bag /bæg/ 书包
ball /bɔ:l/ 球
bathroom /'bɑ:θrʊm/
浴室; 卫生间
bear /beə(r)/ 熊
bed /bed/ 床
bedroom /'bedrʊm/
卧室
beef /bi:f/ 牛肉
book /bʊk/ 书
boy /bɔɪ/ 男孩
bread /bred/ 面包

C

cake /keɪk/ 蛋糕
camel /'kæml/ 骆驼
cat /kæt/ 猫
chair /tʃeə(r)/ 椅子
chicken /'tʃɪkɪn/ 鸡肉
Chinese /tʃaɪ'ni:z/
中文; 汉语; 语文
clock /klɒk/ 时钟
computer
/kəm'pjʊ:tə(r)/
电脑
cow /kau/ 母牛; 奶牛

D

dance /da:ns/ 跳舞
day /deɪ/ 天
desk /desk/ 课桌
do /du:/ 做
dog /dɒg/ 狗
dolphin /'dɒlfɪn/ 海豚
drama /'dra:mə/ 戏剧
draw /drɔ:/ 画
duck /dʌk/ 鸭
DVD player /'pleɪə(r)/
DVD 播放机

E

eighty /'eɪti/ 八十
eleven /ɪ'levn/ 十一
English /'ɪŋɡlɪʃ/ 英语

F

farm /fɑ:m/ 农场
fifty /'fɪfti/ 五十
fish /fɪʃ/ 鱼; 钓鱼
forty /'fɔ:ti/ 四十
Friday /'fraɪdi/ 星期五
fridge /frɪdʒ/ 冰箱

G

game /geɪm/ 游戏
giraffe /dʒɪ'ra:f/
长颈鹿
girl /gɜ:l/ 女孩
go /gəʊ/ 去

go fishing /'fɪʃɪŋ/
去钓鱼

go shopping /'ʃɒpɪŋ/
去购物

go swimming /'swɪmɪŋ/
去游泳

goat /gəʊt/ 山羊

H

hippo /'hɪpəʊ/ 河马
home /həʊm/ 家
horse /hɔ:s/ 马

K

kitchen /'kɪtʃɪn/ 厨房
kite /kaɪt/ 风筝

L

lesson /'lesn/ 课
listen /'lɪsn/ 听
listen and do 听听做做
living room 起居室
lunch /lʌntʃ/ 午餐

M

maths /mæθs/ 数学
Monday /'mʌndi/
星期一
monkey /'mʌŋki/ 猴子
music /'mju:zɪk/ 音乐

N

ninety /'naɪnti/ 九十

O

one hundred /'hʌndrəd/
一百

P

paint /peɪnt/
(用颜料) 绘画

panda /'pændə/ 熊猫

park /pɑ:k/ 公园

PE /'pi: 'i:/ 体育

pen /pen/ 钢笔

pencil /'pensl/ 铅笔

picnic /'pɪknɪk/ 野餐

picture /'pɪktʃə(r)/
图片; 照片

pig /pɪg/ 猪

play /pleɪ/ 玩

play and act 玩玩演演

play computer games
玩电脑游戏

pork /pɔ:k/ 猪肉

R

read /ri:d/ 读

read a book 看书

rice /raɪs/ 米饭

S

Saturday /'sætədi/
星期六

sausage /'sɒsɪdʒ/
香肠

school /sku:l/ 学校

science /'saɪəns/ 科学

seal /si:l/ 海豹

seventy /'sevnti/ 七十

sheep /ʃi:p/ 绵羊

shop /ʃɒp/ 购物

sing /sɪŋ/ 唱歌

sixty /'sɪksti/ 六十

sofa /'səʊfə/ 沙发

speak /spi:k/ 说

speak and sing
说说唱唱

student /'stju:dnt/
学生

study /'stʌdi/ 书房

subject /'sʌbdʒɪkt/
科目; 学科

Sunday /'sʌndi/ 星期日

swim /swɪm/ 游泳

T

table /'teɪbl/ 桌子

theme park

/'θi:m pɑ:k/

主题公园; 游乐园

thirty /'θɜ:ti/ 三十

Thursday /'θɜ:zdi/
星期四

tiger /'taɪgə(r)/ 老虎

today /tə'deɪ/ 今天

Tuesday /'tju:zdi/
星期二

TV /ti: 'vi:/ 电视

twelve /twelv/ 十二

twenty-eight
/ˌtwenti'eɪt/
二十八

twenty-five

/ˌtwenti'faɪv/
二十五

twenty-four

/ˌtwenti'fɔ:/
二十四

twenty-nine

/ˌtwenti'nain/
二十九

twenty-one

/ˌtwenti'wʌn/
二十一

twenty-seven

/ˌtwenti'sevn/
二十七

twenty-six

/ˌtwenti'sɪks/
二十六

twenty-three

/ˌtwenti'θri:/
二十三

twenty-two

/ˌtwenti'tu:/
二十二

W

watch /wɔ:tʃ/ 看

watch TV 看电视

Wednesday

/'wenzdi/ 星期三

week /wi:k/ 周

weekend /'wi:kənd/
周末

Z

zoo /zu:/ 动物园

后 记

本册教科书是由人民教育出版社课程教材研究所英语课程教材研究开发中心依据教育部《义务教育英语课程标准》（2011年版）与新加坡泛太平洋教育出版有限公司合作编写的，经国家基础教育课程教材专家工作委员会2013年审查通过。

本册教科书集中反映了基础教育教科书研究与实验的成果，凝聚了参与课改实验的教育专家、学科专家、教研人员以及一线教师的集体智慧。我们感谢所有对教科书的编写、出版提供过帮助与支持的同仁和社会各界朋友，以及整体设计艺术指导吕敬人等。

本册教科书出版之前，我们通过多种渠道与教科书选用作品（包括照片、画作）的作者进行了联系，得到了他们的大力支持。对此，我们表示衷心的感谢！但仍有部分作者未能取得联系，恳请入选作品的作者与我们联系，以便支付稿酬。

我们真诚地希望广大教师、学生及家长在使用本册教科书的过程中提出宝贵意见，并将这些意见和建议及时反馈给我们。让我们携起手来，共同完成义务教育教材建设工作！

联系方式

电 话：010-58758866

电子邮箱：jcfk@pep.com.cn

人教频®

人民教育出版社 课程教材研究所
英语课程教材研究开发中心
2013年9月